



Co-funded by the  
Erasmus+ Programme  
of the European Union



# Instructions for large scale pilot participants



Co-funded by the  
Erasmus+ Programme  
of the European Union



**DMG, 2018**

This project has been funded with support from the European Commission.  
This publication [communication] reflects the views only of the author, and the  
Commission cannot be held responsible for any use which may be made of the  
information contained therein.



Erasmus+



## Assessment modules and e-assessment platform testing

### PATHWAYSFOREMPLOY

Project No 2016-1-ES01-KA204-024983

## Instructions for large scale pilot participants

### Introduction

The aim of this document is to describe the main objectives and features of the platform, details about the competence profiles defined, how your digital competences are going to be evaluated and how the corresponding badges are going to be issued, etc.

### Platform and technical Issues

The e-assessment platform developed within the PATHWAYS FOR EMPLOY (onwards P4E) project under the Erasmus+ framework and supported by the European Union, is available here: <http://www.pathwaysforemploy.eu>

The assessment tool is developed **for 2 profiles**:



### Main functionalities of the platform are:

- Registration and Identification
- “Entrepreneur” and “Virtual office worker” competence profiles based on DIGCOMP 2.1
- Assessment modules for the 5 areas (modules) of each competence profile





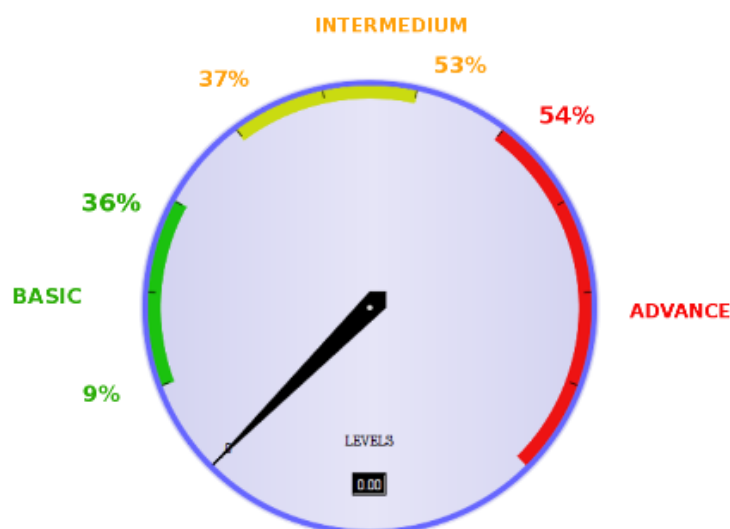
- Area 1 : Information and Data literacy
  - Area 2 : Communication and Collaboration
  - Area 3 : Digital content creation
  - Area 4 : Safety
  - Area 5 : Problem solving
- Digital profile updated with the results of the tests
- Pathways for progressing in each competence profile(s)
- Issuance of Open Badges aligned with the profiles

### Assessment modules – relevant details

Main issues considered at the implementation:

- Tests for both competence profiles as per competence area. For each profile, the assessment modules have been adjusted according to the competences required. For example, if a digital competency is not required in an area, questions related to this competency will not be included in the test.
- Assessment modules for the 5 areas of each profile will contain assessment items for evaluating the three elements of the digital competence: knowledge, skills and attitude.
- For each digital competence, the assessment modules will include:
  - 3 knowledge assessment items: foundation (1 point), intermediate (2 points) and advance (3 points)
  - 1 skill assessment item (5 points)
  - 1 attitude assessment item (doesn't contribute to the global score. We'll use this information for comparing the confidence level of the users with the real results)
- The levels of intervals have been defined per digital competence:
  - Initial: 0 points
  - Foundation: [1-3] points
  - Intermediate: [4-6] points
  - Advance: [7-11] points
- Levels for each digital competence have been defined as shown in the image. Punctuation below 9% will be defined as INITIAL level.





- If you click the *Finish test* button, then the test will be closed (finished) and you won't be able to continue the same test later. You will have to take a new one.
- At the end of the test, the digital profile of the users will be updated with the results and the users will also receive an email with the results. If the user has obtained the levels required in the area being tested, an Open Badge for that area (e.g. Safety) will automatically be issued and the user will receive an email with instructions on how to receive the Open Badge. An Open Badge will be issued for the whole competence profile (e.g. Entrepreneur or VOW) if the required level in all competences and areas is obtained.
  - o The Open badges have been designed and implemented using the Badgr platform, and the issuing process has been integrated in the platform.
- Users will be able to consult their digital profile and check their progress to see if they meet the required levels or if they have to improve. The platform will allow you to include additional competencies to your profile.
- You will be able to take the different tests as many times as you need, and your digital profile will be updated accordingly. Furthermore, you will be able to download a digital certificate with your digital profile based on DIGCOMP, that you can upload it to your Europass CV.





Co-funded by the  
Erasmus+ Programme  
of the European Union



[Download a certificate](#) (Compatible with **europass**)

#### DIGITAL PROFILE:

Co-funded by the  
Erasmus+ Programme  
of the European Union

Project No 2016-1-ES01-KA201-0-000001. This project has been funded with support from the European Commission. This publication reflects the views only of the author, and the Commission cannot be held responsible for any use which may be made of the information contained therein.

AREAS	COMPETENCES	BASIC	MEDIUM	ADVANCED
<b>INFORMATION AND DATA LITERACY</b>	1.1 Browsing, searching and filtering data, information and digital content 1.2 Evaluating data, information and digital content 1.3 Managing data, information and digital content	X	X	X
<b>COMMUNICATION AND COLLABORATION</b>	2.1 Interacting through digital technologies 2.2 Sharing through digital technologies 2.3 Engaging in citizenship through digital technologies 2.4 Collaborating through digital technologies 2.5 Netiquette 2.6 Managing digital identity			
<b>DIGITAL CONTENT CREATION</b>	3.1 Developing digital content 3.2 Integrating and re-elaborating digital content 3.3 Copyright and licenses 3.4 Programming			
<b>SAFETY</b>	4.1 Protecting devices 4.2 Protecting personal data and privacy 4.3 Protecting health and well-being 4.4 Protecting the environment			
<b>PROBLEM SOLVING</b>	5.1 Solving technical problems 5.2 Identifying needs and technological responses 5.3 Creatively using digital technologies 5.4 Identifying digital competence gaps			



## Steps for testing the P4E assessment platform

Please, follow the next steps in order to evaluate the main functionalities of the platform:

- We recommend that you watch this [2 minute](#) video before you start.
- Register on the platform (<http://pathwaysforemploy.eu>).

[About Pathways For Employ](#)
[Pathways](#)
[Your digital profile](#)
[Assess your digital competences](#)
[Register](#)
[Log in](#)
[en](#)
[eu](#)

**Digitally competent: New pathways for new workers.**

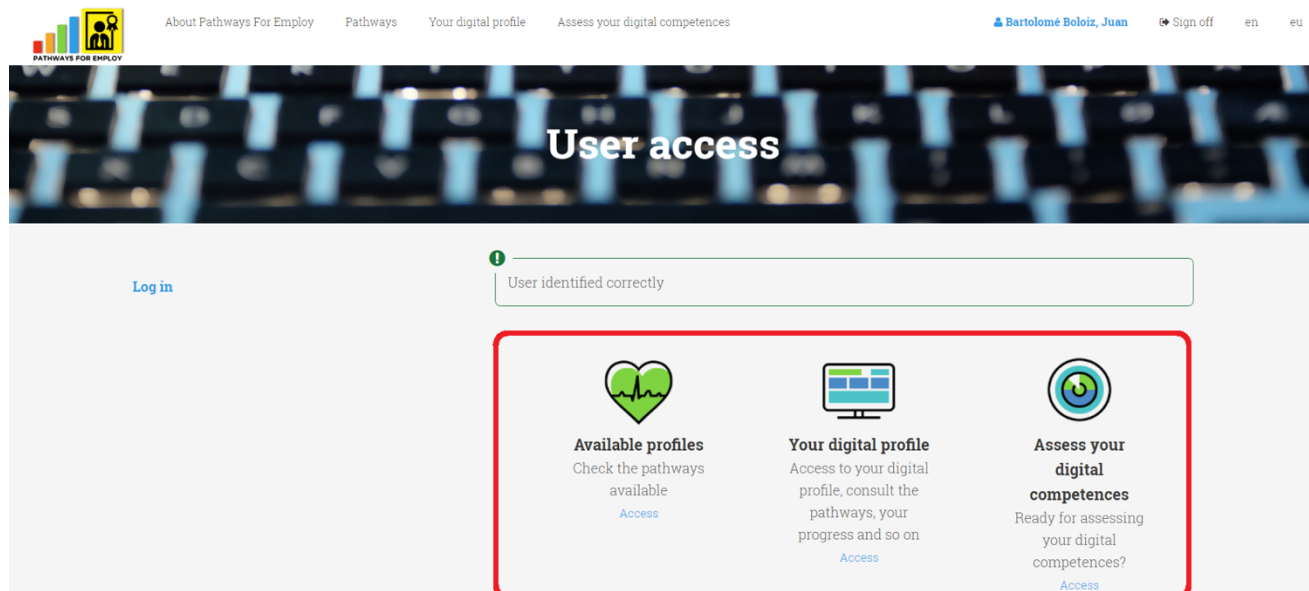
This project has been funded with support from the European Commission. This publication [communication] reflects the views only of the author, and the Commission cannot be held responsible for any use which may be made of the information contained therein.



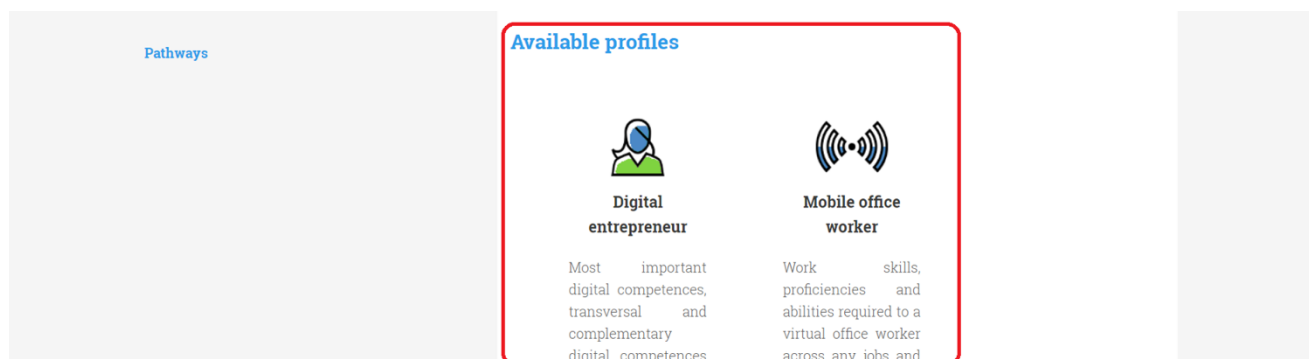
**Erasmus+**



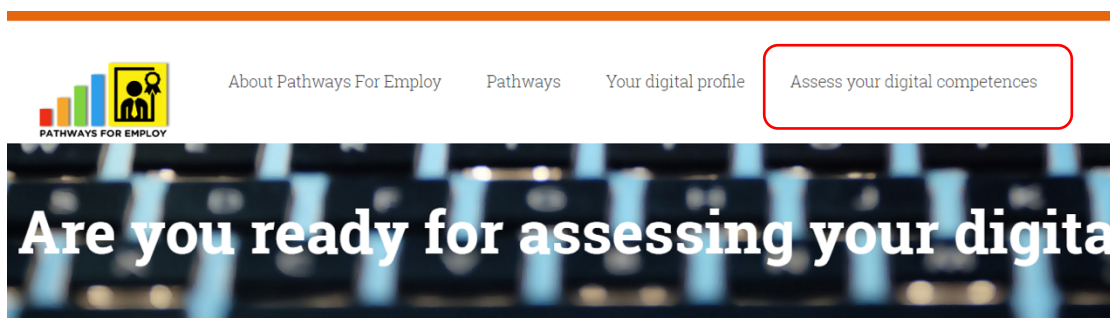
- Login to the platform and check your digital profile and both competence profiles.

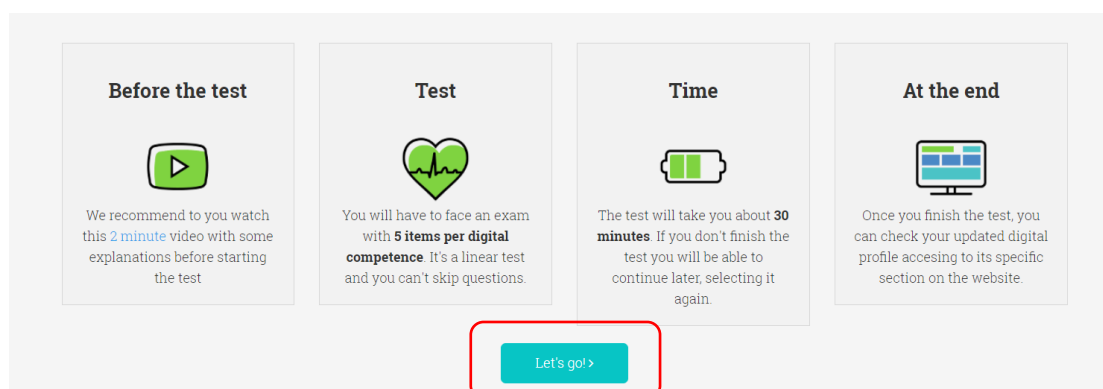


- Then assess your digital competences selecting the areas of the competence profile you are interested in.



- To take the test select – *Access your digital competences* and choose the section; Let's Go!





- Choose the selected area of competence, language and start the test.

**Module:**

**Language:**

Entrepreneur - Information and data literacy

Entrepreneur - Information and data literacy

Entrepreneur - Communication and collaboration

Entrepreneur - Digital content creation

Entrepreneur - Safety

Entrepreneur - Problem solving

Virtual Office Worker - Information and data literacy

Virtual Office Worker - Communication and collaboration

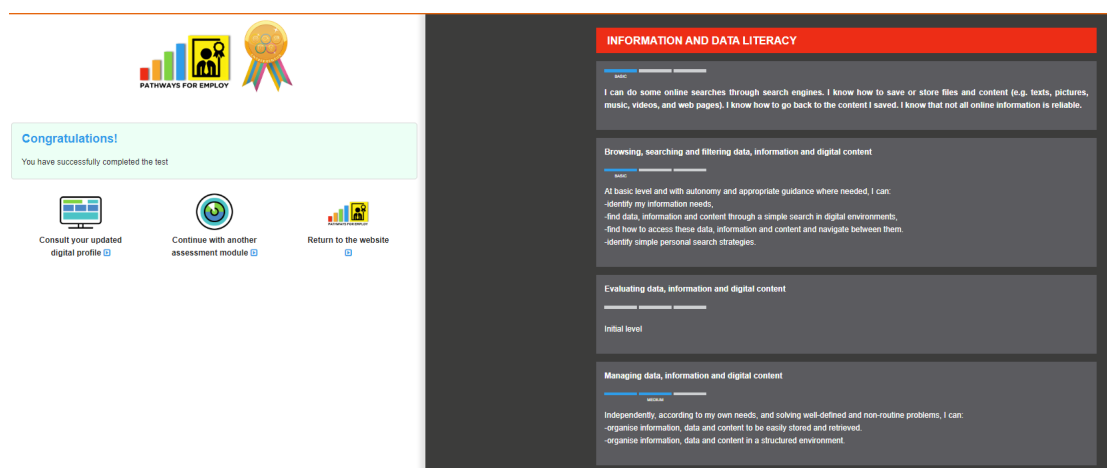
Virtual Office Worker - Digital content creation

Virtual Office Worker - Safety

Virtual Office Worker - Problem solving

- Take the exam and at the end, check your digital profile and your progress in the competence profiles updated. You will be able to take the test as many times as you want. You will see your results after completing each assessment module (5 areas/modules).





- The test consists of theoretical questions, interactive simulations and practical case studies. Carefully read the question and guidance tips to understand the mentioned situation and choose the right answer.
- During the test the screen has the following structure:

The progress panel in the left shows the DIGCOMP area and the evolution in the test in each competence that we are evaluating at the moment. On the top we can see the language selected and the button to finish the test.

In the center and right side we have the question zone where on the top describe the scenario associated and then propose the question with the different options for the responses, in the ability question case it shows the instructions and the box where we have to include the response.







- If you have finished one area or a complete competence profile, an Open Badge will be issued and you'll receive an email with the instructions on how to get it (The issuing process has been designed, to relaunch every morning with the results of the previous day). You can download your earned badge and later upload it to your Europass CV or share it via social media.

**Congratulations, you earned a badge!**



**Entrepreneur - Information and data  
literacy**

DOWNLOAD



AREA1 DIGCOMP

Issuer



PATHWAYS FOR EMPLOY

**Your badge is ready**

**The link to the feedback form will be at the end of the exam, on the last page (the page with the results).**

Thank you very much for taking part!





Co-funded by the  
Erasmus+ Programme  
of the European Union



## Large scale pilot participant feedback form



Co-funded by the  
Erasmus+ Programme  
of the European Union



### Assessment modules and e-assessment platform testing

#### PATHWAYSORMEPLY

Project No 2016-1-ES01-KA204-024983

## Introduction

Thank you for testing one (or several) module(s) of the e-assessment platform developed within the PATHWAYS FOR EMPLOY (onwards P4E) project supported by the Erasmus+ programme of the European Union.

Based on your experience please give your rating. Your responses will be treated in confidence. The results will be presented in a way that your identity cannot be connected with the specific published data.

The questionnaire takes approximately 5 minutes, your feedback is very important.

## 1. Personal information

Piloting group ID (\*): \_\_\_\_\_

### 1.1. Country (\*):

- ☐ Spain
- ☐ Ireland
- ☐ Greece
- ☐ Latvia
- ☐ Belgium
- ☐ Other, please, indicate: \_\_\_\_\_

1.2. Region/city: \_\_\_\_\_

### 1.2. Gender (\*):

- ☐ Male
- ☐ Female

This project has been funded with support from the European Commission.  
This publication [communication] reflects the views only of the author, and the Commission cannot be held responsible for any use which may be made of the information contained therein.



Erasmus+



**1.4. Age group (\*):**

- ☐ 15 – 24  
☐ 25 – 39  
☐ 40 – 54  
☐ 55 – 65

**1.5. Please, indicate the highest level of education completed (\*).**

(Select ONE answer)

- ☐ Primary education  
☐ Secondary Education  
☐ Bachelor or equivalent  
☐ Master or equivalent  
☐ Doctoral or equivalent  
☐ Other, please, indicate: \_\_\_\_\_

**1.6. Please, indicate your occupation (\*)? (Select ONE answer)**

- ☐ Student  
☐ Entrepreneur  
☐ Employed  
☐ Unemployed  
☐ Freelancer  
☐ Other, please, indicate: \_\_\_\_\_

**1.7. How did you rate your level of digital competences prior to testing (\*)?**

- ☐ Initial  
☐ Foundation  
☐ Intermediate  
☐ Advanced

**1.8. Your e-mail address: \_\_\_\_\_**

## 2. Online platform and assessment tool evaluation

**2.1. Did you experience any technical issues (\*)?**

- ☐ No, everything worked fine.  
☐ Yes. Please, indicate:

---

---





---

## 2.2. How satisfied are you with the e-assessment tool (\*)?

- ☐ Very satisfied
- ☐ Satisfied
- ☐ Somewhat satisfied
- ☐ Not so satisfied

## 2.3. Did the questions correspond to the level which was evaluated (\*)?

- ☐ Yes
- ☐ No, they were too difficult
- ☐ No, they were sometimes too difficult and sometimes too easy
- ☐ No, they were too easy

## 2.4. Was the test result understandable (\*)?

- ☐ Yes
- ☐ No
- ☐ Partly

## 2.5. How satisfied are you with the information provided at the end of the exam and the suggestions to continue with other areas (\*)?

- ☐ Very satisfied
- ☐ Satisfied
- ☐ Somewhat satisfied
- ☐ Not so satisfied

## 2.6. Did the e-assessment tool help you to better understand what you know and what you don't (\*)?

- ☐ Yes
- ☐ No
- ☐ Partly

## 2.7. Would you recommend this online platform and e-assessment tool to a friend, colleague or family member (\*)?

- ☐ Yes
- ☐ No
- ☐ Maybe

## 2.8. Do you have any thoughts on how to improve this online platform and e-assessment tool?





Co-funded by the  
Erasmus+ Programme  
of the European Union



**Thank you for your answers!**

This project has been funded with support from the European Commission.  
This publication [communication] reflects the views only of the author, and the  
Commission cannot be held responsible for any use which may be made of the  
information contained therein.



**Erasmus+**